

CHALLAN


From:  
MAHESHWARI DATAMATICS PVT. LTD.  
23 R.N.MUKHERJEE ROAD, 5TH FLOOR  
KOLKATA - 700001  
Phone : 2248-2248/2243-5029  
Email: mdpldc@yahoo.com

To:  
ASSAM BROOK LTD.  
TINKHARIA TEA ESTATE  
P.O. DHEKIAJULI, DIST. SONITPUR  
ASSAM  
784110

Shareholding Pattern as on 31/03/2018  
Investors' Grievance Report for quarter ended 31/03/2018 and for the full financial year  
Balance Confirmation Certificate  
Compliance Certificate U/S 7(3)  
Clause 54(5) Confirmation  
Distribution Schedule both in value and in numbers

Date: 03/04/2018

For MAHESHWARI DATAMATICS PVT. LTD.



**Format of holding of specified securities**

1. Name of Listed Entity: ASSAM BROOK LTD. (CIN:L70109AS1947PLC009386)

2. Scrip Code 500025 Name of Scrip -,- Class of Security Equity

3. Share Holding Pattern Filed under : Reg. 31(1)(a)/Reg. 31(1)(b)/Reg. 31(1)(c)

a. If under 31 (1)(b) then indicate the report for Quarter ending: 31/03/2018

b. If under 31(1)(c) then indicate date of allotment/extinguishment

4. **Declaration** : The Listed entity is required to submit the following declaration to the extent of submission of information:-

| Particulars  | Yes* | No* |
|--|------|-----|
| 1 Whether the Listed Entity has issued any partly paid up shares?                        |      | No  |
| 2 Whether the Listed Entity has issued any Convertible Securities or Warrants?           |      | No  |
| 3 Whether the Listed Entity has any shares against which depository receipts are issued? |      | No  |
| 4 Whether the Listed Entity has any shares in Locked-in?                                 |      | No  |
| 5 Whether any shares held by promoters are pledge or otherwise encumbered?               |      | No  |

\* If the Listed Entity selects the option 'No' for the questions above, the column for the partly paid up shares, Outstanding Convertible Securities/Warrants, depository receipts, locked-in shares, No of shares pledged or otherwise encumbered by promoters, as applicable, shall not be displayed at the time of dissemination on the Stock Exchange website. Also wherever there is 'No' declared by Listed Entity in above table the values will be considered as 'Zero' by default on submission of the format of holding of specified securities.

5. The tabular format for disclosure of holding of specified securities is as follows:-




Table I - Summary Statement holding of specified securities as on 31/03/2018


| Category (I) | Category of shareholder (II)   | Nos. of shareholders (III) | No. of fully paid up equity shares held (IV) | No. of Partly paid-up equity shares held (V) | No. of shares underlying Depository Receipts (VI) | Total nos. shares held (VII)=(IV)+(V)+(VI) | Shareholding as a % of total no. of shares (calculated as per SCRR, 1957) (VIII) As a % of (A+B+C2) | Number of Voting Rights held in each class of securities (IX) |            |          |                         | No of shares Underlying outstanding convertible securities (including Warrants) (X) | Shareholding as a % assuming full conversion of convertible securities (as a percentage of diluted share capital) (XI)=(VII)+(X) As a % of (A+B+C2) | Number of Locked in shares (XII) |                                 | Number of shares pledged or otherwise encumbered (XIII) |                                 | Number of equity shares held in dematerialized form (XIV) |
|--------------|--------------------------------|----------------------------|--|--|---|--|---|---|------------|----------|-------------------------|---|---|----------------------------------|---------------------------------|---|---------------------------------|---|
|              |                                |                            |  |  |   |  |   | No of Voting Rights   |            |          | Total as a % of (A+B+C) |   |   | No. (a)                          | As a % of total shares held (b) | No. (a)   | As a % of total shares held (b) |   |
|              |                                |                            |  |  |   |  |   | Class eg:x  | Class eg:y | Total    |                         |   |   |                                  |                                 |   |                                 |   |
| (A)          | Promoter & Promoter group      | 1                          | 1733155                                      | 0  | 0   | 1733155                                    | 14.5506   | 1733155   | 0          | 1733155  | 14.5506                 | 0   | 0   | 0.0000                           | 0                               | 0.0000  | 1733155                         |   |
| (B)          | Public                         | 7905                       | 10178087                                     | 0  | 0   | 10178087                                   | 85.4494   | 10178087  | 0          | 10178087 | 85.4494                 | 0   | 0   | 0.0000                           | NA                              |   | 2816592                         |   |
| (C)          | Non Promoter - Non Public      |                            |  |  |   |  |   |   |            |          |                         |   |   |                                  | NA                              |   |                                 |   |
| (C1)         | Shares underlying DRs          |                            |  |  |   |  | NA  |   |            |          |                         |   |   |                                  | NA                              |   |                                 |   |
| (C2)         | Shares held by Employee Trusts |                            |  |  |   |  |   |   |            |          |                         |   |   |                                  | NA                              |   |                                 |   |
|              | Total                          | 7906                       | 11911242                                     | 0  | 0   | 11911242                                   | 100.0000  | 11911242  | 0          | 11911242 | 100.0000                | 0   | 0   |                                  |                                 |   | 4549747                         |   |



|     | Category & Name of the Shareholders (I)                         | PAN (II)   | Nos. of shareholders (III) | No. of fully paid up equity shares held (IV) | Partly paid-up equity shares held (V) | Nos. of shares underlying Depository Receipts (VI) | Total nos. shares held (VII)=(IV)+(V)+(VI) | Shareholding % calculated as per SCRR, 1957) As a % of (A+B+C2) (VIII) | Number of Voting Rights held in each class of securities (IX) |         |         | No of shares Underlying outstanding convertible securities (including Warrants) (X) | Shareholding as a % assuming full conversion of convertible securities (as a percentage of diluted share capital) (XI)=(VII)+(X) As a % of A+B+C2) | Number of Locked in shares (XII) |                                 | Number of shares pledged or otherwise encumbered (XIII) |                                 | Number of equity shares held in dematerialized form (XIV) |         |
|-----|---|------------|----------------------------|--|---------------------------------------|--|--|--|---|---------|---------|---|--|----------------------------------|---------------------------------|---|---------------------------------|---|---------|
|     |   |            |                            |  |                                       |  |  |  | No of Voting Rights   |         |         |   |  | No. (a)                          | As a % of total shares held (b) | No. (a)   | As a % of total shares held (b) |   |         |
|     |   |            |                            |  |                                       |  |  |  | Class x   | Class y | Total   |   |  |                                  |                                 |   |                                 |   |         |
| (1) | Indian  |            |                            |  |                                       |  |  |  |   |         |         |   |  |                                  |                                 |   |                                 |   |         |
| (a) | Individuals/Hindu undivided Family                              |            |                            |  |                                       |  |  |  |   |         |         |   |  |                                  |                                 |   |                                 |   |         |
| (b) | Central Government/State Government(s)                          |            |                            |  |                                       |  |  |  |   |         |         |   |  |                                  |                                 |   |                                 |   |         |
| (c) | Financial Institutions/Banks                                    |            |                            |  |                                       |  |  |  |   |         |         |   |  |                                  |                                 |   |                                 |   |         |
| (d) | Any Other (specify)   |            |                            |  |                                       |  |  |  |   |         |         |   |  |                                  |                                 |   |                                 |   |         |
|     | Bodies Corporate  |            | 1                          | 1733155                                      | 0                                     | 0  | 1733155                                    | 14.5506  | 1733155   | 0       | 1733155 | 14.5506   | 0  | 14.5506                          | 0                               | 0.0000  | 0                               | 0.0000  | 1733155 |
|     | ANSAT PLASTICS PRIVATE LIMITED                                  | AAGCA1565K | 1                          | 1733155                                      | 0                                     | 0  | 1733155                                    | 14.5506  | 1733155   | 0       | 1733155 | 14.5506   | 0  | 14.5506                          | 0                               | 0.0000  | 0                               | 0.0000  | 1733155 |
|     | Sub Total   |            | 1                          | 1733155                                      | 0                                     | 0  | 1733155                                    | 14.5506  | 1733155   | 0       | 1733155 | 14.5506   | 0  | 14.5506                          | 0                               | 0.0000  | 0                               | 0.0000  | 1733155 |
| (2) | Foreign   |            |                            |  |                                       |  |  |  |   |         |         |   |  |                                  |                                 |   |                                 |   |         |
| (a) | Individuals (Non-Resident Individuals/Foreign Individuals)      |            |                            |  |                                       |  |  |  |   |         |         |   |  |                                  |                                 |   |                                 |   |         |
| (b) | Government  |            |                            |  |                                       |  |  |  |   |         |         |   |  |                                  |                                 |   |                                 |   |         |
| (c) | Institutions  |            |                            |  |                                       |  |  |  |   |         |         |   |  |                                  |                                 |   |                                 |   |         |
| (d) | Foreign Portfolio Investor                                      |            |                            |  |                                       |  |  |  |   |         |         |   |  |                                  |                                 |   |                                 |   |         |
| (e) | Any Other (specify)   |            |                            |  |                                       |  |  |  |   |         |         |   |  |                                  |                                 |   |                                 |   |         |
|     | Sub Total   |            | 0                          | 0  | 0                                     | 0  | 0  | 0.0000   | 0   | 0       | 0       | 0.0000  | 0  | 0.0000                           | 0                               | 0.0000  | 0                               | 0.0000  | 0       |
|     | Total Shareholding of Promoter Promoter Group (A)=(A)(1)+(A)(2) |            | 1                          | 1733155                                      | 0                                     | 0  | 1733155                                    | 14.5506  | 1733155   | 0       | 1733155 | 14.5506   | 0  | 14.5506                          | 0                               | 0.0000  | 0                               | 0.0000  | 1733155 |



|     | Category & Name of the Shareholders (I)   | PAN (II)   | Nos. of shareholders (III) | No. of fully paid up equity shares held (IV) | Partly paid up equity shares held (V) | Nos. of shares underlying Depository Receipts (VI) | Total nos. shares held (VII)=(IV)+(V)+(VI) | Shareholding % calculated as per SCRR, 1957 As a % of (A+B+C2) (VIII) | Number of Voting Rights held in each class of securities (IX) |         |         | No of shares Underlying outstanding convertible securities (including Warrants) (X) | Shareholding as a % assuming full conversion of convertible securities (as a percentage of diluted share capital) (XI)=(VII)+(X) As a % of A+B+C2) | Number of Locked in shares (XII)    |         | Number of shares pledged or otherwise encumbered (XIII) |                          | Number of equity shares held in dematerialized form (XIV) |  |
|-----|---|------------|----------------------------|--|---------------------------------------|--|--|---|---|---------|---------|---|--|-------------------------------------|---------|---|--------------------------|---|--|
|     |   |            |                            |  |                                       |  |  |   | No of Voting Rights   |         |         |   |  | Total as a % of Total Voting rights | No. (a) | As a % of total shares held (b)                         | No. (Not applicable) (a) |   | As a % of total shares held (Not applicable) (b) |
|     |   |            |                            |  |                                       |  |  |   | Class x   | Class y | Total   |   |  |                                     |         |   |                          |   |  |
| (1) | Institutions  |            |                            |  |                                       |  |  |   |   |         |         |   |  |                                     |         |   |                          |   |  |
| (a) | Mutual Funds / UTI  |            | 3                          | 3300   | 0                                     | 0  | 3300                                       | 0.0277  | 3300  | 0       | 3300    | 0.0277  | 0  | 0.0277                              | 0       | 0.0000  | NA                       |   | 0  |
| (b) | Venture Capital Funds   |            |                            |  |                                       |  |  |   |   |         |         |   |  |                                     |         |   |                          |   |  |
| (c) | Alternate Investment Funds  |            | 1                          | 1500000                                      | 0                                     | 0  | 1500000                                    | 12.5931   | 1500000   | 0       | 1500000 | 12.5931   | 0  | 12.5931                             | 0       | 0.0000  | NA                       |   | 0  |
|     | STRESSED ASSETS STABILIZATION FUND  |            | 1                          | 1500000                                      | 0                                     | 0  | 1500000                                    | 12.5931   | 1500000   | 0       | 1500000 | 12.5931   | 0  | 12.5931                             | 0       | 0.0000  | NA                       |   | 0  |
| (d) | Foreign Venture Capital Investors   |            |                            |  |                                       |  |  |   |   |         |         |   |  |                                     |         |   |                          |   |  |
| (e) | Foreign Portfolio Investors   |            |                            |  |                                       |  |  |   |   |         |         |   |  |                                     |         |   |                          |   |  |
| (f) | Financial Institutions / Banks  |            | 11                         | 5452075                                      | 0                                     | 0  | 5452075                                    | 45.7725   | 5452075   | 0       | 5452075 | 45.7725   | 0  | 45.7725                             | 0       | 0.0000  | NA                       |   | 475  |
|     | ALLAHABAD BANK  | AACCA8464F | 1                          | 4250000                                      | 0                                     | 0  | 4250000                                    | 35.6806   | 4250000   | 0       | 4250000 | 35.6806   | 0  | 35.6806                             | 0       | 0.0000  | NA                       |   | 0  |
|     | BANK OF INDIA   |            | 1                          | 1200000                                      | 0                                     | 0  | 1200000                                    | 10.0745   | 1200000   | 0       | 1200000 | 10.0745   | 0  | 10.0745                             | 0       | 0.0000  | NA                       |   | 0  |
| (g) | Insurance Companies   |            | 4                          | 188425                                       | 0                                     | 0  | 188425                                     | 1.5819  | 188425  | 0       | 188425  | 1.5819  | 0  | 1.5819                              | 0       | 0.0000  | NA                       |   | 188425   |
|     | NATIONAL INSURANCE COMPANY LTD  | AAACN9967E | 1                          | 146150                                       | 0                                     | 0  | 146150                                     | 1.2270  | 146150  | 0       | 146150  | 1.2270  | 0  | 1.2270                              | 0       | 0.0000  | NA                       |   | 146150   |
| (h) | Provident Funds / Pension Funds   |            |                            |  |                                       |  |  |   |   |         |         |   |  |                                     |         |   |                          |   |  |
| (i) | Any Other (specify)   |            |                            |  |                                       |  |  |   |   |         |         |   |  |                                     |         |   |                          |   |  |
|     | Sub Total   |            | 19                         | 7143800                                      | 0                                     | 0  | 7143800                                    | 59.9753   | 7143800   | 0       | 7143800 | 59.9753   | 0  | 59.9753                             | 0       | 0.0000  | NA                       |   | 188900   |
| (2) | Central Government / State Government(s) / President of India                     |            |                            |  |                                       |  |  |   |   |         |         |   |  |                                     |         |   |                          |   |  |
| (3) | Non-Institutions  |            |                            |  |                                       |  |  |   |   |         |         |   |  |                                     |         |   |                          |   |  |
| (a) | Individuals-  |            |                            |  |                                       |  |  |   |   |         |         |   |  |                                     |         |   |                          |   |  |
|     | i. Individual shareholders holding nominal share capital upto Rs.2 lakhs          |            | 7708                       | 2285419                                      | 0                                     | 0  | 2285419                                    | 19.1871   | 2285419   | 0       | 2285419 | 19.1871   | 0  | 19.1871                             | 0       | 0.0000  | NA                       |   | 1927395  |
|     | ii. Individual shareholders holding nominal share capital in excess of Rs.2 lakhs |            | 12                         | 419450                                       | 0                                     | 0  | 419450                                     | 3.5215  | 419450  | 0       | 419450  | 3.5215  | 0  | 3.5215                              | 0       | 0.0000  | NA                       |   | 419450   |
| (b) | NBFCs registered with RBI   |            |                            |  |                                       |  |  |   |   |         |         |   |  |                                     |         |   |                          |   |  |
| (c) | Employee Trusts   |            |                            |  |                                       |  |  |   |   |         |         |   |  |                                     |         |   |                          |   |  |
| (d) | Overseas Depositories (holding DRs) (balancing figure)                            |            |                            |  |                                       |  |  |   |   |         |         |   |  |                                     |         |   |                          |   |  |



## ASSAM BROOK LTD.

Table III - Statement Showing shareholding pattern of the Public shareholder as on 31/03/2018

| Category & Name of the Shareholders (I)            | PAN (II)   | Nos. of shareholders (III) | No. of fully paid up equity shares held (IV) | Partly paid-up equity shares held (V) | Nos. of shares underlying Depository Receipts (VI) | Total nos. shares held (VII)=(IV)+(V)+(VI) | Shareholding % calculated as per SCRR, 1957 As a % of (A+B+C2) (VIII) | Number of Voting Rights held in each class of securities (IX) |         |          | No of shares Underlying outstanding convertible securities (including Warrants) (X) | Shareholding as a % assuming full conversion of convertible securities (as a percentage of diluted share capital) (XI)=(VII)+(X) As a % of A+B+C2) | Number of Locked in shares (XII)    |         | Number of shares pledged or otherwise encumbered (XIII) |                          | Number of equity shares held in dematerialized form (XIV) |  |
|--|------------|----------------------------|--|---------------------------------------|--|--|---|---|---------|----------|---|--|-------------------------------------|---------|---|--------------------------|---|--|
|  |            |                            |  |                                       |  |  |   | No of Voting Rights   |         |          |   |  | Total as a % of Total Voting rights | No. (a) | As a % of total shares held (b)                         | No. (Not applicable) (a) |   | As a % of total shares held (Not applicable) (b) |
|  |            |                            |  |                                       |  |  |   | Class x   | Class y | Total    |   |  |                                     |         |   |                          |   |  |
| (e) Any Other (specify)                            |            |                            |  |                                       |  |  |   |   |         |          |   |  |                                     |         |   |                          |   |  |
| Bodies Corporate                                   |            | 126                        | 291323                                       | 0                                     | 0  | 291323                                     | 2.4458  | 291323  | 0       | 291323   | 2.4458  | 0  | 2.4458                              | 0       | 0.0000  | NA                       |   | 246052   |
| TM INVESTMENTS LIMITED                             | AABCT0548G | 1                          | 125000                                       | 0                                     | 0  | 125000                                     | 1.0494  | 125000  | 0       | 125000   | 1.0494  | 0  | 1.0494                              | 0       | 0.0000  | NA                       |   | 125000   |
| Clearing Member                                    |            | 1                          | 100  | 0                                     | 0  | 100  | 0.0008  | 100   | 0       | 100      | 0.0008  | 0  | 0.0008                              | 0       | 0.0000  | NA                       |   | 100  |
| Non Resident Individual                            |            | 29                         | 32745  | 0                                     | 0  | 32745                                      | 0.2749  | 32745   | 0       | 32745    | 0.2749  | 0  | 0.2749                              | 0       | 0.0000  | NA                       |   | 32745  |
| Trusts   |            | 3                          | 950  | 0                                     | 0  | 950  | 0.0080  | 950   | 0       | 950      | 0.0080  | 0  | 0.0080                              | 0       | 0.0000  | NA                       |   | 950  |
| Foreign National                                   |            | 7                          | 4300   | 0                                     | 0  | 4300                                       | 0.0361  | 4300  | 0       | 4300     | 0.0361  | 0  | 0.0361                              | 0       | 0.0000  | NA                       |   | 1000   |
| Sub Total  |            | 7886                       | 3034287                                      | 0                                     | 0  | 3034287                                    | 25.4741   | 3034287   | 0       | 3034287  | 25.4741   | 0  | 25.4741                             | 0       | 0.0000  | NA                       |   | 2627692  |
| Total Public Shareholding (B)=(B)(1)+(B)(2)+(B)(3) |            | 7905                       | 10178087                                     | 0                                     | 0  | 10178087                                   | 85.4494   | 10178087  | 0       | 10178087 | 85.4494   | 0  | 85.4494                             | 0       | 0.0000  | NA                       |   | 2816592  |



Table Iv - Statement Showing shareholding pattern of the Non Promoter - Non Public shareholder as on 31/03/2018

| Category & Name of the Shareholders (I)  | PAN (II) | No of shareholders (III) | No. of fully paid up equity shares held (IV) | Partly paid-up equity shares held (V) | Nos. of shares underlying Depository Receipts (VI) | Total nos. shares held (VII)=(IV) + (V)+(VI) | Shareholding % calculated as per SCRR, 1957) As a % of (A+B+C2) (VIII) | Number of Voting Rights held in each class of securities (IX) |         |       | No of shares Underlying outstanding convertible securities (including Warrants) (X) | Total Shareholding as a % assuming full conversion of convertible securities (as a percentage of diluted share capital) (XI)=(VII)+(X) As a % of A+B+C2) | Number of Locked in shares (XII)    |         | Number of shares pledged or otherwise encumbered (XIII) |         | Number of equity shares held in dematerialized form (XIV) |                                 |  |
|--|----------|--------------------------|--|---------------------------------------|--|--|--|---|---------|-------|---|--|-------------------------------------|---------|---|---------|---|---------------------------------|--|
|  |          |                          |  |                                       |  |  |  | No of Voting Rights   |         |       |   |  | Total as a % of Total Voting rights | No. (a) | As a % of total shares held (b)                         | No. (a) |   | As a % of total shares held (b) |  |
|  |          |                          |  |                                       |  |  |  | Class x   | Class y | Total |   |  |                                     |         |   |         |   |                                 |  |
| (1) Custodian / DR Holder  |          |                          |  |                                       |  |  |  |   |         |       |   |  |                                     |         |   |         |   |                                 |  |
| (2) Employee Benefit Trust (under SEBI (Share based Employee Benefit) Regulations, 2014) |          |                          |  |                                       |  |  |  |   |         |       |   |  |                                     |         |   |         |   |                                 |  |
| Total Non Promoter - Non Public Shareholding (C)=(C)(1)+(C)(2)                           |          |                          | 0  | 0                                     | 0  | 0  | 0.0000   | 0   | 0       | 0     | 0.0000  | 0  | 0.0000                              | 0       | 0.0000  | NA      | NA  | 0                               |  |

